

# **Seaside Police Department 2018 Annual Report**

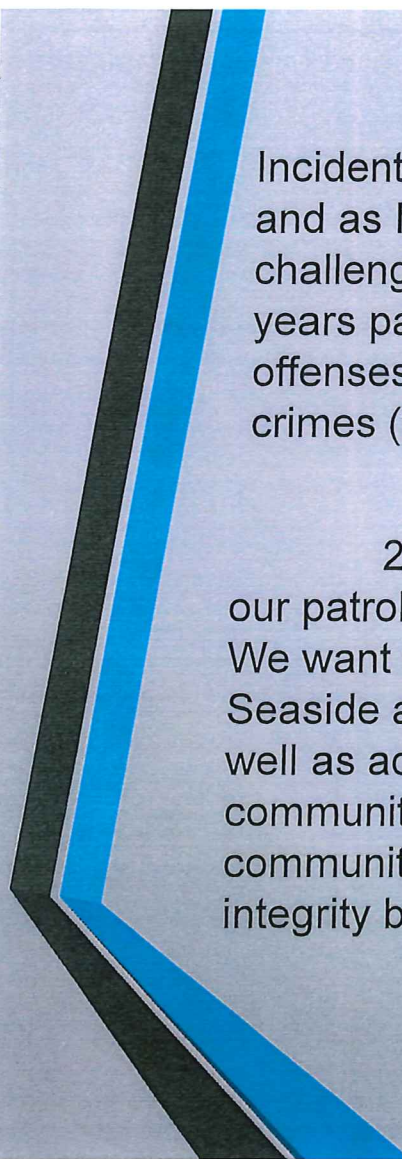


## A word from the Chief



In 2018 the police department was operating with more personnel, 18 of the 19 positions, than we have seen in the recent past due to vacancies being filled that had started to vacate in late 2015 for several reasons. Although one patrol position remains to be hired as 2018 came to an end, our remaining patrol staff were all solo, helping spread the work load more evenly than we have seen for a while. Our investigative unit has had three detectives assigned to work our major crimes and lengthier, more time consuming investigations and this unit is functioning very well. A fourth detective assignment remains on my list of future plans as I believe a detective assigned to work juvenile offenses and offer school resources is important to our department and community. The dispatch center was able to complete the hiring for all personnel and at the end of 2018 only 2 of the 8 dispatchers remain in training, but are expected to be solo in the spring.





We are currently working and reporting our crime statistics in the NIBRS (National Incident Based Reporting System). This is a change from the previous crime reporting system and as I have reported in the past year or two, this new system has presented some challenges as we navigate this new way to report. Some statistics will look worse than in years past, but as I explain in the presentation you will see that some Part I and Part II offenses have been combined in the NIBRS reporting, which changes our numbers in serious crimes (felonies) versus misdemeanor.

2019 has been entered into with enthusiasm by our staff and with many fresh faces to our patrol and dispatch operations we are preparing our next generation of public servants. We want to continue to provide quality public safety to our citizens and guests who visit Seaside and we prepare year round by keeping our staff current with training requirements as well as additional related training. Members of our department continue to stay involved in community outreach efforts and we continue to strive to meet our mission to provide the community with safety and security through the highest level of professionalism, ethical, and integrity based services.



# 10 Year Population Trend

Year	2008	2009	2010	2011	2012	2013	2014	2015	2016	2017	2018	Total
Seaside Population	6445	6480	6448	6475	6461	6431	6452	6536	6685	6707	N/A	5%
Percent of Change	N/A	1%	0%	0%	0%	0%	0%	1%	2%	0%		



# 10 Year Police Personnel History

[illegible]



## Calls for Service

Year	2013	2014	2015	2016	2017	2018	5 Year % of Change
# of Calls	8,639	9866	10,238	9558	9517	9267	8%
% of Change from Previous Year	N/A	14%	4%	-7%	0%	-3%	



# So how do OUCR and ONIBRS compare?

NIBRS vs. SRS crime statistics:

Prior to 2018, reported statistics using the Uniform Crime Reporting (UCR) Program's Summary Reporting System (SRS). The SRS used a hierarchy to decide which offense to report. In the hierarchy system, only the highest or most serious offense is reported on each case. NIBRS requires all unique offense types be reported on a case. The different reporting processes prevent any crime statistics prior to 2018 from being compared to current NIBRS data.



*Example 1:*

- During an argument an offender threatens two people with a handgun. Threats with a weapon are considered *aggravated assault*. Two *aggravated assault* offenses would be counted for the incident, one for each victim.

*Example 2:*

- A car is broken into. The stereo is stolen as well as a gym bag and some spare change. The stolen stereo is considered *theft of motor vehicle parts or accessories* and the gym bag and change are considered *theft from motor vehicle*. One offense of *theft of motor vehicle parts or accessories* and one offense of *theft from motor vehicle* would be counted on this incident for a total of two *larceny offenses*.



## Part 1 / Group A Offenses

	January	February	March	April	May	June	July	August	September	October	November	December	Totals
Homicide	0	0	0	0	0	0	1	0	0	0	0	0	1
Rape	1	1	0	1	1	1	0	0	0	0	0	0	5
Robbery	0	1	1	0	0	1	3	0	0	1	0	0	7
Assault	12	9	19	18	14	9	10	7	20	8	7	10	143
Burglary	2	5	2	6	5	4	1	7	4	1	2	4	43
Larceny	23	20	28	22	30	28	47	32	29	22	24	20	325
Motor Vehicle Theft	2	1	1	1	3	0	2	1	1	1	6	3	22
Arson	0	0	0	0	1	0	0	1	0	0	1	0	3
Counterfeiting / Forgery	18	8	8	7	13	8	11	14	9	3	10	8	117
Embezzlement	0	0	0	0	0	0	1	0	0	0	0	0	1
Stolen Property	0	0	0	0	0	0	0	0	0	0	0	0	0
Vandalism	10	24	14	14	23	16	16	18	9	15	15	11	185
Weapon Laws	0	0	2	3	1	1	0	2	3	0	2	4	18
Prostitution	0	0	0	0	0	0	0	0	0	0	0	0	0
Sex Crimes	2	1	1	1	0	1	1	0	4	0	1	0	12
Drug Law	6	2	18	5	9	3	9	11	11	4	2	7	87
Gambling	0	0	0	0	0	0	0	0	0	0	0	0	0
Kidnapping	0	0	0	0	0	0	0	1	0	0	0	0	1
Totals	76	72	94	78	100	72	102	94	90	55	70	67	970



## Part 2 / Group B Offenses

	January	February	March	April	May	June	July	August	September	October	November	December	Totals
Family Offense / Non Violent	1	2	1	0	0	0	0	0	1	1	0	0	6
DUII	5	5	11	4	10	10	3	4	4	5	4	10	75
Tobacco	3	0	0	0	2	0	0	0	0	0	0	0	5
Liquor Law	8	3	8	7	14	6	14	7	1	4	1	4	77
Disorderly Conduct	12	19	25	22	32	13	26	20	15	13	7	11	215
Curfew	1	0	0	0	1	0	1	0	0	0	0	0	3
Runaway	0	0	0	0	0	0	0	0	0	0	0	0	0
Traffic Crime	17	16	21	20	27	26	19	28	14	18	13	16	235
Custody	4	1	5	5	1	4	3	2	2	4	3	1	35
Fugitive	36	22	34	19	25	25	30	27	34	7	14	26	299
All Other	9	7	14	9	15	16	17	22	13	13	9	18	162
Fail to Register as Sex Offender	1	0	0	0	0	1	0	1	0	0	0	1	4
Restraining Order Violation	0	0	3	3	1	0	0	2	1	1	0	0	11
Reckless Endangering	0	0	4	1	1	0	1	1	0	1	0	1	10
Unauthorized Entry into MV	0	0	2	1	0	3	1	0	1	0	0	3	11
Stolen Vehicle Recovery	0	0	0	0	3	0	0	0	0	0	0	0	3
Totals	97	75	128	91	132	104	115	114	86	67	51	91	1151



# Traffic Stats

Year Totals			
	2017	2018	Increase / Decrease
Total Traffic Stops	2737	3403	24%
Total Infractions / Crimes	691	1081	56%
Total Accidents Reported	191	211	10%
Total Accidents Investigated	139	122	-12%





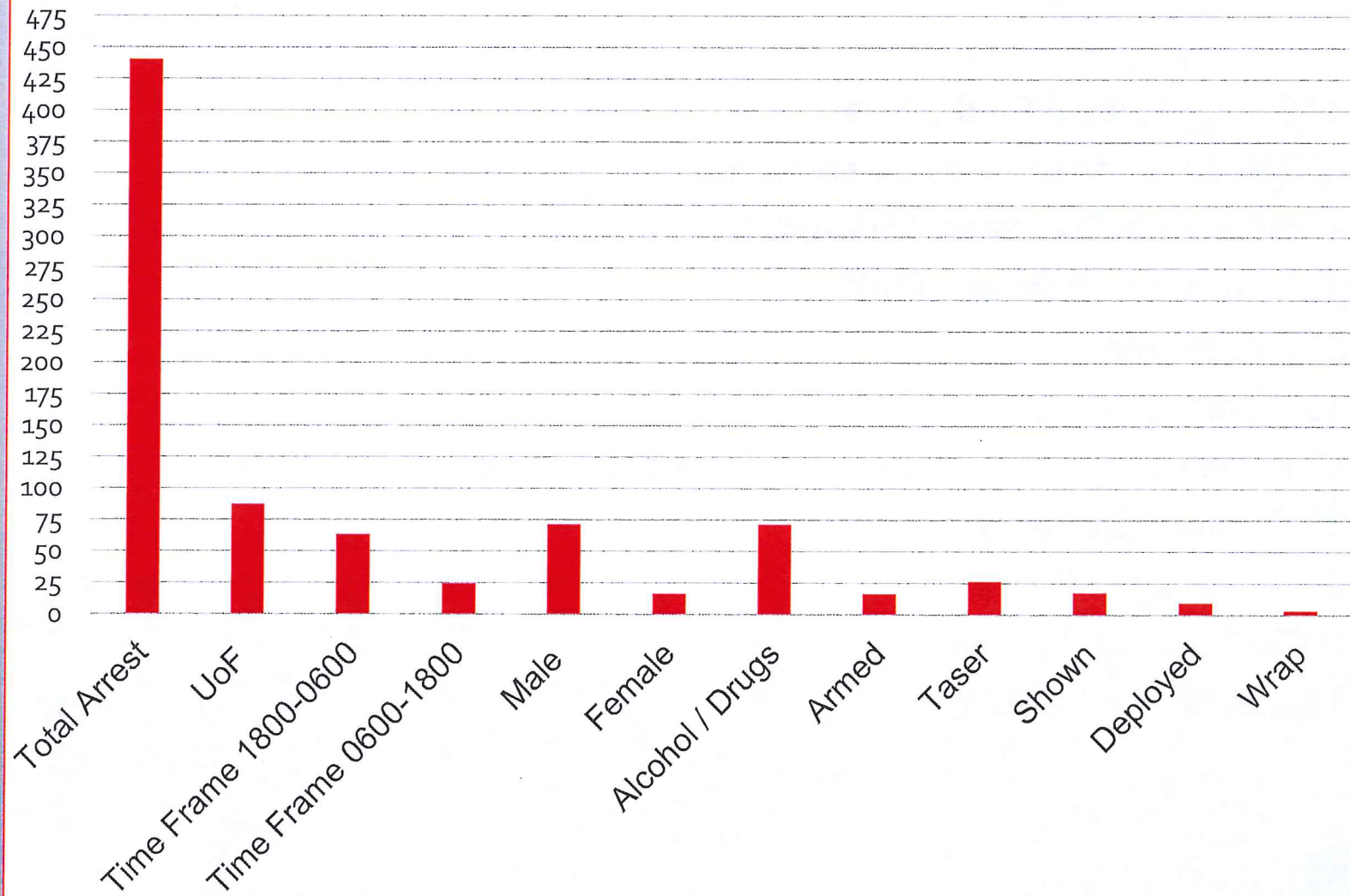
# Use of Force



- 440 Total Arrests for the Year
- 87 (20%) of those arrests used force
- 72% occurred between 1800-0600
- 38% occurred between 0600-1800
- 82% were male
- 18% were female
- 82% were under the influence of Alcohol and or drugs
- 30% involved a taser
- 20% displayed the taser
- 10% deployed the taser
- 3% used "The Wrap"



## Use of Force





## Dispatch

It was another excellent year for Dispatch. In January of 2018 I was promoted to the Communications Manager after 12 years with the Department. Dispatch is full of hardworking and dedicated individuals who want to provide the best service to the community and our subscriber agencies. I am proud to call them my coworkers.

Seaside's Dispatch Center is budgeted for a staff of eight. We not only perform the tasks of 9-1-1 and police/fire dispatch, but also agency receptionist, records and evidence management.

Our service population is approximately 30,000 people. We primarily dispatch for:

Seaside, Gearhart, Cannon Beach and Hamlet Fire Departments

Seaside, Gearhart , and Cannon Beach Police Departments

As necessary, we dispatch for Oregon State Police, Clatsop County Sheriff's Office, State Forestry and U.S. Coast Guard.



# 2018 Dispatch Accomplishments

- Filled 3 vacant dispatch positions.
- Sent and graduated all 3 dispatchers to the Basic Telecommunicators academy at DPSST.
- Graduate the Communications Manager from the Supervisory academy at DPSST.
- Updated our Mass Notification System to Alertus.



Judy Chen  
graduating from  
DPSST





Elise Parkman  
graduating from  
DPSST





Brittany Nelson  
graduating from  
DPSST





# Dispatch Highlights

- In 2018 dispatch:
- Received 7,183 911 calls. Up about 1% from last year.
- Received 34,927 Non Emergency phone calls. Down -5% from last year.
- Dispatched 12,478 Police Calls for Service. Down -4% from last year.
- Dispatched 2,334 Fire and Rescue Calls for Service. Down -1% from last year.



# Continuing Education

- Continuing education is a large part of keeping up with modern trends of policing and 911 / Dispatching.
- Patrol had 2,058 hours of continuing education for 21 Patrol Officers.
- Dispatch had 686 hours of continuing education for 8 Dispatchers / 911 operators.






# Team Photo's



Mitch and Elise  
in Dispatch










Elise, Andi,  
Brittany and  
Heidi





# Baughner, Vaughan, Tappert





Officer Vaughan  
Cpl. Baugher  
Officer Tappert





Lt. Holt,  
Mitch Brown,  
Chief Ham






Officer Brown  
Officer Edwards  
Sgt. Korpela  
Officer Gagnon






Sgt.  
Gregory  
and Cpl.  
Oja





Detectives,  
Det. Cpl. Barnes,  
Det. Cpl. Shauna  
Wood,  
Det. Sgt. Guy  
Knight






Donkey  
Basketball  
2018, we are  
back to back  
champs!





Lieutenant Holt  
reading to children at  
the Seaside Public  
Library.





Coffee with a  
Cop  
Neawanna by  
the Sea





Why are you waiting, when I saw the fire it was only “this big.”









# Community Meeting's

- Community Meeting April of 2018
- 4<sup>th</sup> of July meeting September of 2018



# Property Watch Program

- Reminder to sign up for Property Watch.
- We currently have about 22 businesses signed up for the Property Watch Program.






Text 888777 to opt in to nixle alerts.

- Get alerts about local weather
- Get alerts about local events
- Get alerts about local traffic
- Gets alerts about local news







Jason Goodding,  
Gone but not forgotten.





