

Seaside Public Library Annual Report 2014-2015



Presented by Library Director Esther Moberg – March 14th, 2016



Total Library Visits 2014-2015

221,871

Total Library Checkouts:

136,925

Total Cardholders:

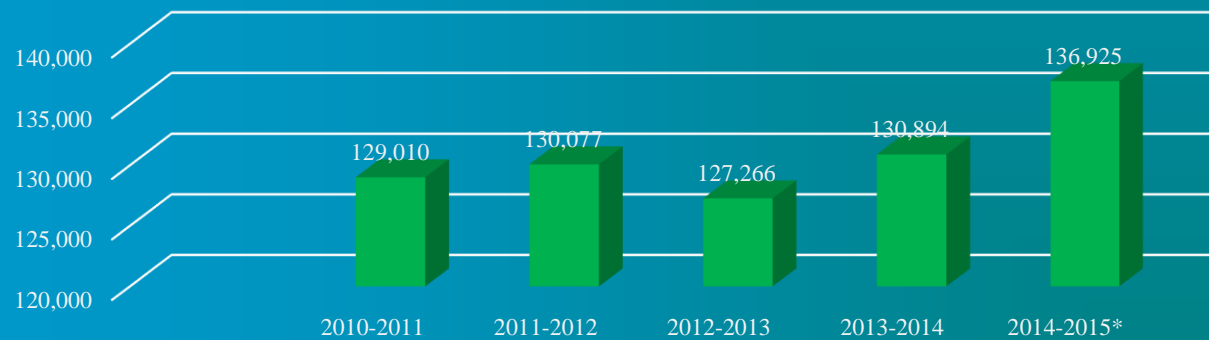
5,881

An average of 37.7 visits per year per cardholder. If each card holder visited the library every 1 ½ weeks and checked out 1 book every single time.

Circulation

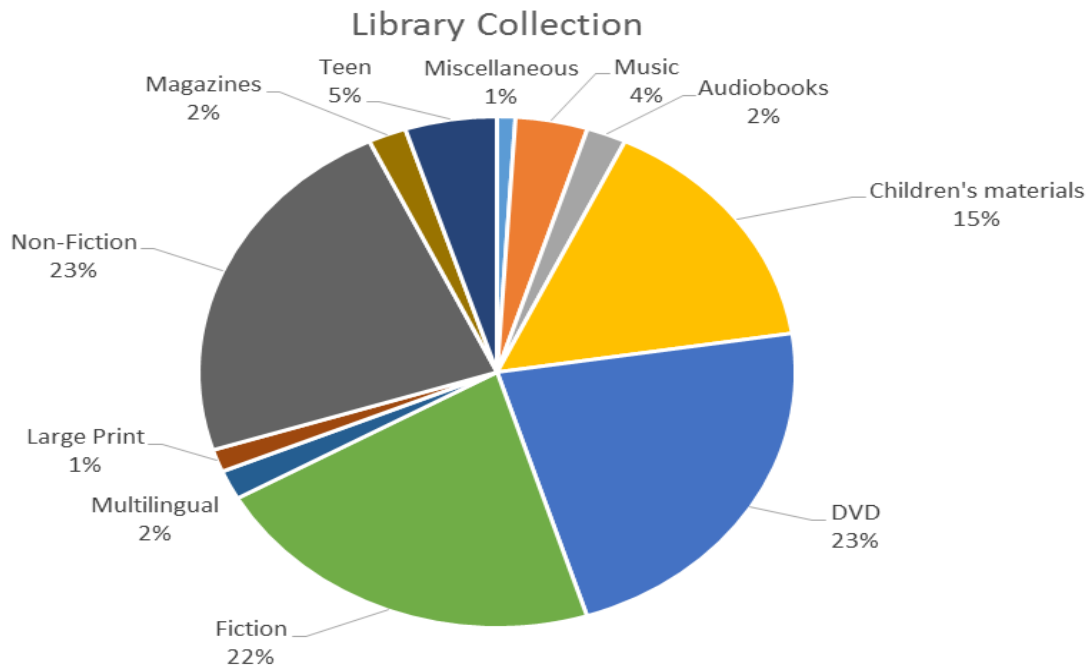
- Total circulation in 2014-2015 was 136,925
- The previous year was 130,894

Annual Circulation 5 year Comparison



*2014-2015 digital statistics included

Collection



The Library has a collection of about 51,500 items. In addition to this we offer Interlibrary loan services. Our patrons requested 2,080 items and we offered reciprocal lending of 1,890 items to other libraries.

Adult Events – Reading, Culture, and Community Focus



Teen Events – Reading, Culture, and Community Focus



Children's Events— Reading, Culture, and Community Focus





Programs: 226 programs in 365 days =
 4 a week average
 6,924 attendance

Friends of the Library



The Friends of the Library support all Library programming.

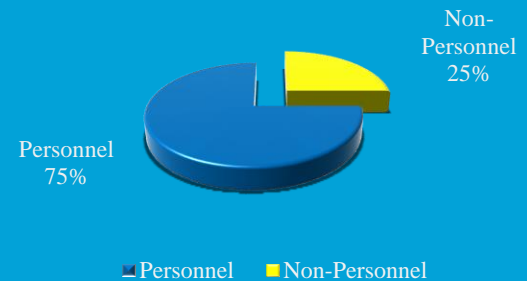
Additional volunteers: 19 volunteers gave 1,108 hours of volunteer time in 2014-2015



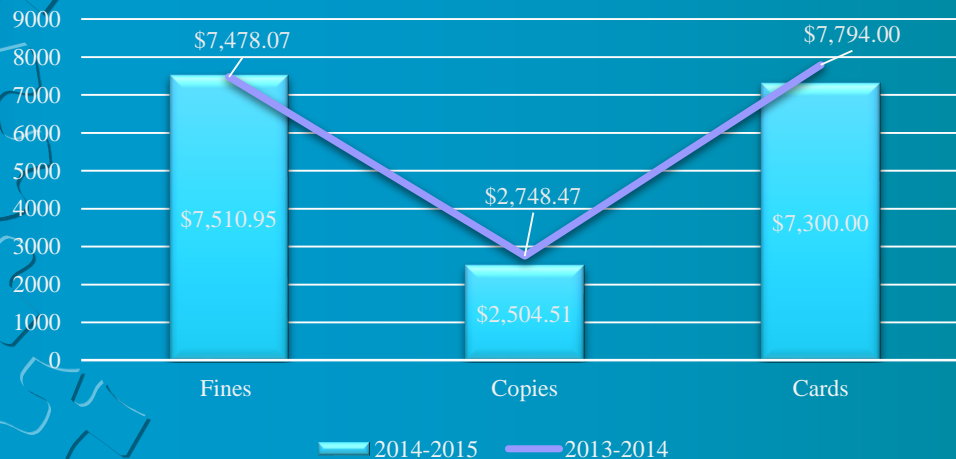
School Support and Outreach

Expenses Revenue and Grants



Total Library Expenses



Library Revenue 2014-2015



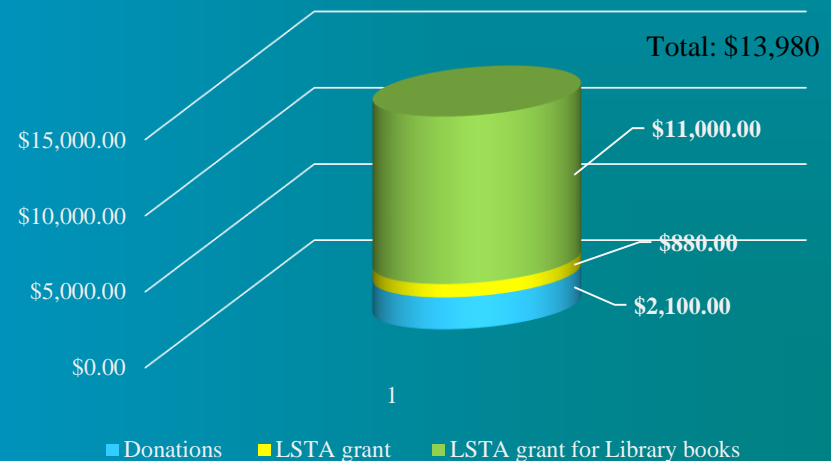
New Carpet



Libraries Reading Outreach in Clatsop County Program



Donations and Grants 2014-2015





Thank You

To:

The Mayor and City Council

Library Art Committee

Library Board

Library Foundation

Library Friends

Library Staff

Our many Community Supporters

And Library Volunteers

For making the Seaside Public Library
wonderful!